

FEATURES

- Vitreous china vanity top features a modern thin 22mm (55" / 64") edge.
- Vitreous china integral rectangular shape bowl.
- Top includes 1 center faucet hole drilling or faucet holes to accommodate 4-inch (101.6mm) centerset faucet or 8-inch (203.2mm) widespread faucet. Order vanity top with preferred hole drillings.
- Rear overflow.
- 5 Year Limited Residential Warranty
1 Year Commercial Warranty

COLOR

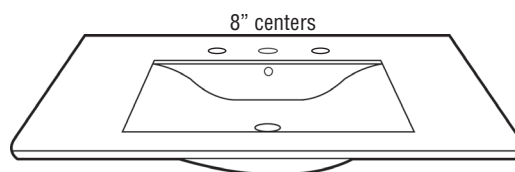
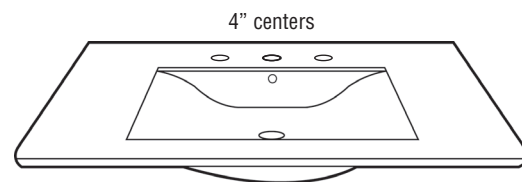
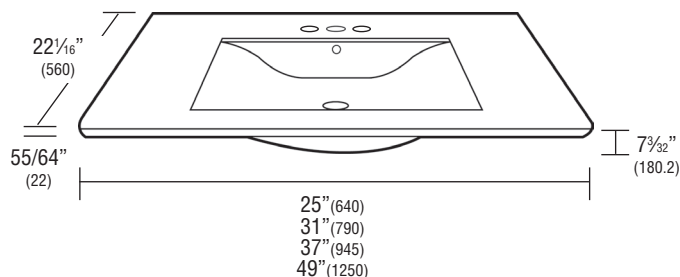
- White




TOILETS/LAVS


Specified Model

MODEL NO.			Length	Width	Height			
Center Hole	4"cc	8"cc						
THIN EDGE VANITY TOP with integral bowl								
<input type="checkbox"/>	SMTL-1691	<input type="checkbox"/>	SMTL-1694	<input type="checkbox"/>	SMTL-1698	25 ³ / ₁₆ "	22 ¹ / ₁₆ "	7 ³ / ₃₂ "
<input type="checkbox"/>	SMTL-1701	<input type="checkbox"/>	SMTL-1704	<input type="checkbox"/>	SMTL-1708	31 ¹ / ₈ "	22 ¹ / ₁₆ "	7 ³ / ₃₂ "
<input type="checkbox"/>	SMTL-1721	<input type="checkbox"/>	SMTL-1724	<input type="checkbox"/>	SMTL-1728	37 ³ / ₁₆ "	22 ¹ / ₁₆ "	7 ³ / ₃₂ "
<input type="checkbox"/>	SMTL-1731	<input type="checkbox"/>	SMTL-1734	<input type="checkbox"/>	SMTL-1738	49 ³ / ₁₆ "	22 ¹ / ₁₆ "	7 ³ / ₃₂ "



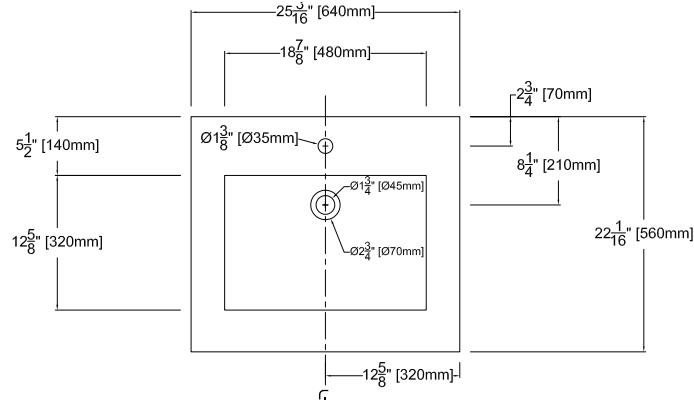
**Compliance Certifications -
Meets or Exceeds the Following Specifications**

- ASME A112.19 CSA 
- UPC®

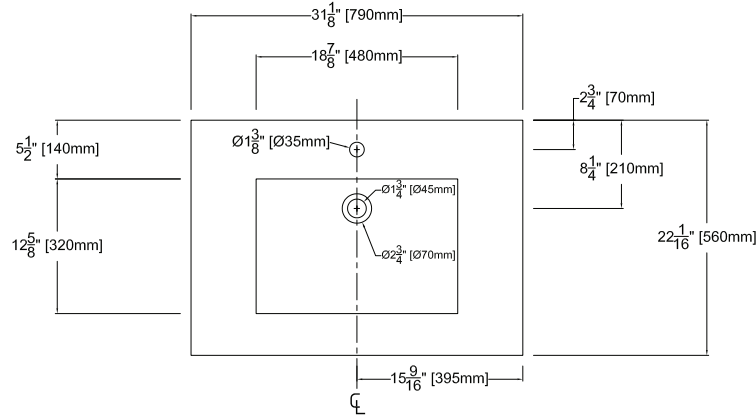
 Meets the Americans with Disabilities Act guidelines and ANSI A117.1 requirements for accessible and usable building facilities-check local codes

NOTE: See back for more detailed dimensions

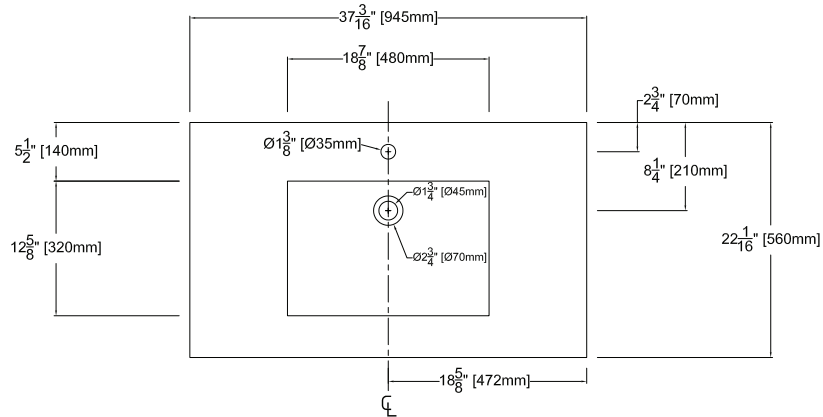
SMTL-1691 25" x 22"



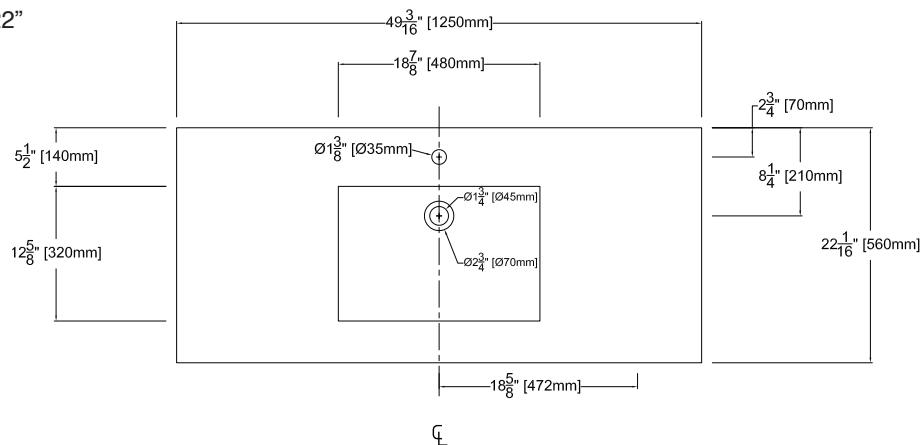
SMTL-1701 31" x 22"



SMTL-1721 37" x 22"



SMTL-1731 49" x 22"



TOILETS/LAVS