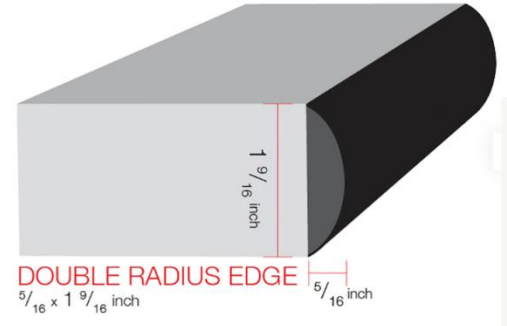
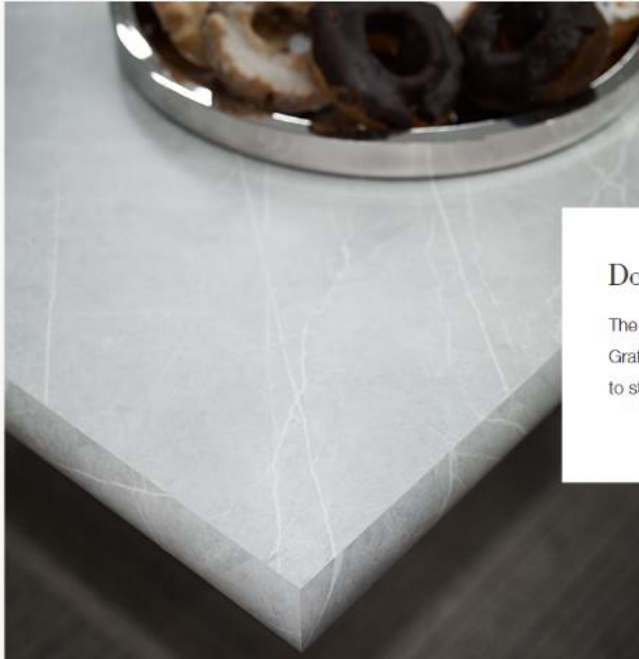



IdealEdge® Profiles

IdealEdge® profiles are available in almost all Formica® Laminate and 180fx® by Formica Group patterns. Ordering is easy: Simply ask your retailer to place an order for your desired pattern and profile of IdealEdge® Decorative Edging when you order your countertops.



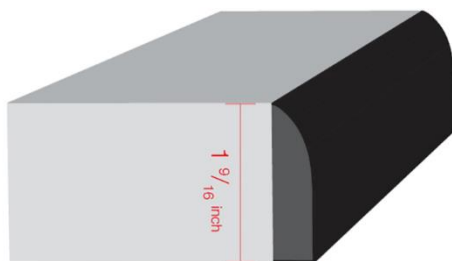
Double Radius

The Double Radius profile, pictured here with new Pietra Grafite 180fx® by Formica Group, lends a classic touch to stone and wood looks.



Waterfall

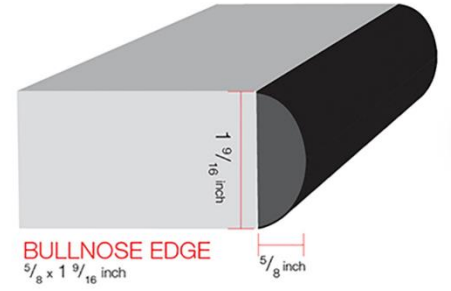
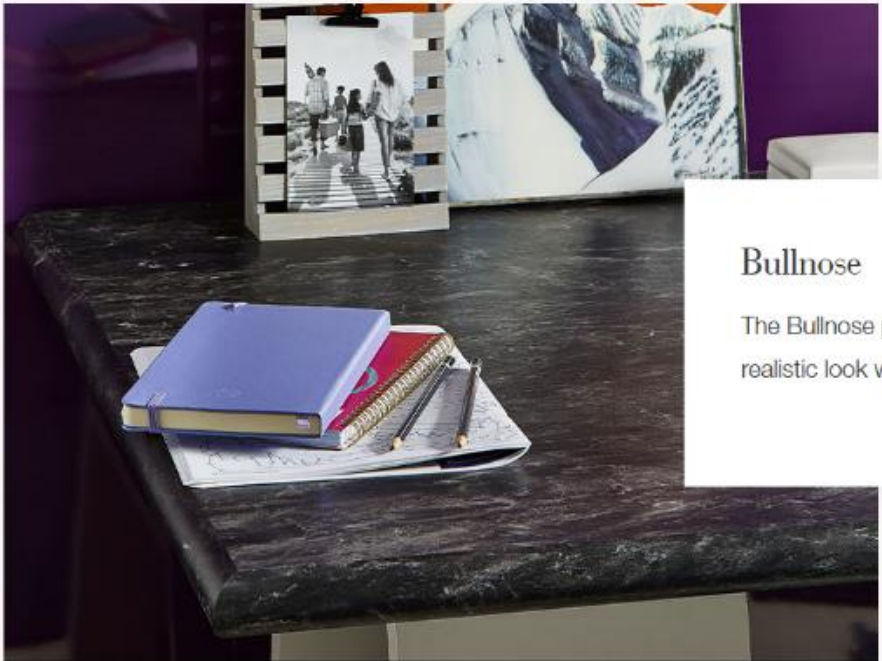
The Waterfall profile, pictured here with Black Shalestone Formica® Laminate, adds interest and subtle dimension.



WATERFALL EDGE

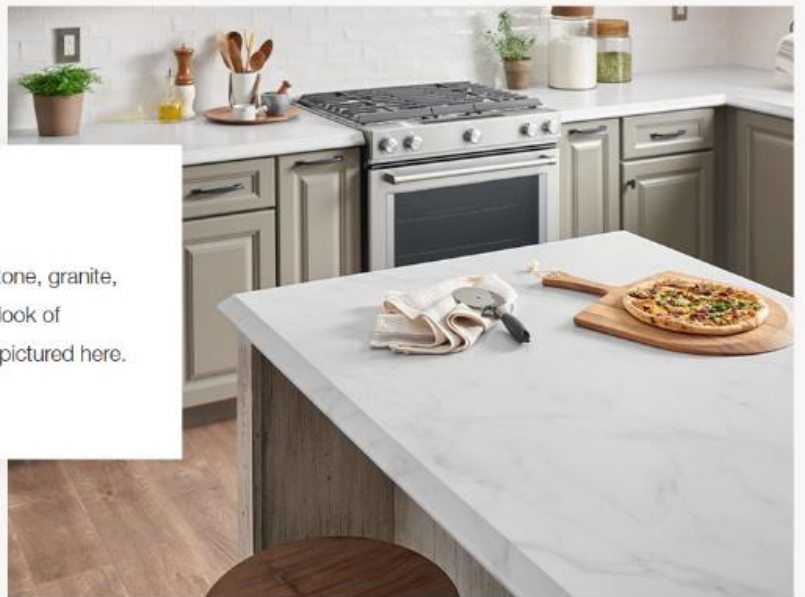
$\frac{5}{16} \times 1 \frac{9}{16}$ inch

$\frac{5}{16}$ inch



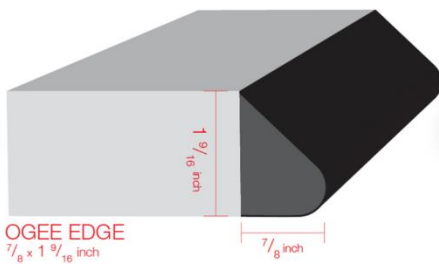
Bullnose

The Bullnose profile is well-suited to provide a realistic look with stone styles like Black Bardiglio.



Ogee

The Ogee profile is stunning with all stone, granite, and quartz patterns and elevates the look of 180fx® patterns like Calacatta Cava, pictured here.



*IdealEdge tops will have an extended lead time of 4-5 weeks.