



KEY-LINK™
FENCING & RAILING

ALUMINUM FENCING



Bring Style and Substance to Your Property...

Key-Link's lightweight aluminum fencing brings both attractiveness and safety to your home or business. Designed and built to last, this fencing gives you the freedom to enjoy the outdoors without having to worry about maintenance. All of Key-Link's fencing is engineered to our exacting standards and fabricated and tested in the USA. Our fencing is designed for an easy install, with a "no screw" assembly process, and can be used for both residential and commercial applications. All of our fencing comes with a limited lifetime warranty.



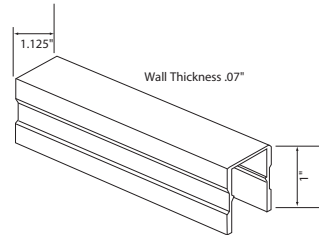


We've Got You Surrounded

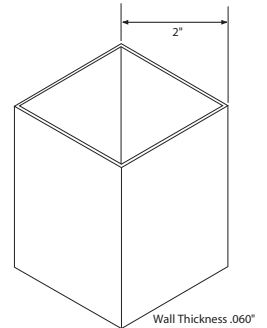
No matter your fencing needs, Key-Link has you covered. Our residential fencing (200000 Series) adds elegance to your outdoor living area while also providing security. Our heavy-duty commercial fencing (400000 Series) is both strong and stylish, making it ideal for any business application.

Residential 200000 Series

Rail Wall



Post Wall

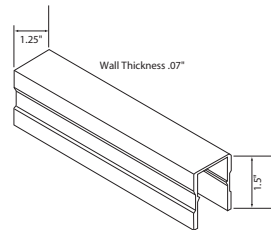


Fence Section

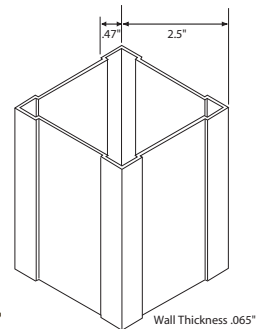


Commercial 400000 Series

Rail Wall




Post Wall



Fence Section







NO MID RAILS

200000 & 400000 Series


Form Meets Function

Simple, economical and classic, Key-Link's no mid-rail fence is everything you need with nothing you don't. Bring affordable style and safety to your yard without sacrificing performance.

Available Series Style:

202003 (Res.) // **402003** (Com.)

Flush Bottom // Flush Top



Heights Available: 36"-66"


*Pool Code Minimum Height: 48"



See page 18-19 for available color options.

*Pictured to the left:
202003 in Gloss Black*

*Always check your local building requirements before purchasing or installing a pool fence.



b



PICKET TOP

210000 & 410000 Series

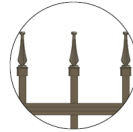
Classic Look, Endless Options

Key-Link's picket top series provides you with an array of options to design your ideal fence. Choose features that express your style for a custom look that is uniquely yours.

Picket Options



Spear
Picket Top



Quad
Picket Top

Mid Rail Options



Thru Top
Mid Rail



Ring Top
Mid Rail



No Bottom
Mid Rail



Thru Bottom
Mid Rail



Short Picket Spear
Bottom Mid Rail



Short Picket Quad
Bottom Mid Rail

Bottom Rail Options



Thru Bottom



Flush Bottom



See page 18-19 for available color options.

Pictured to the left:

a. 211011 in Gloss Black

b. 211011 in Gloss Black

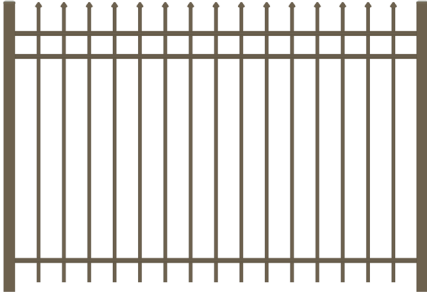
c. 212014 in Textured Bronze



PICKET TOP
210000 // 410000 SERIES

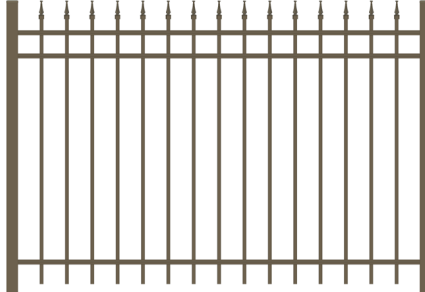
Available Series Styles:

211011 (Res.) // 411011 (Com.)
Thru Bottom // Thru Mid // Spear Top




Heights Available: 36"-66" *Pool Code Minimum Height: 63"

211014 (Res.) // 411014 (Com.)
Thru Bottom // Thru Mid // Quad Top




Heights Available: 36"-66" *Pool Code Minimum Height: 63"

211051 (Res.) // 411051 (Com.)
Thru Bottom // Ring Top Mid // Spear Top




Heights Available: 36"-66" *Pool Code Minimum Height: 63"

211054 (Res.) // 411054 (Com.)
Thru Bottom // Ring Top Mid // Quad Top




Heights Available: 36"-66" *Pool Code Minimum Height: 63"

211111 (Res.) // 411111 (Com.)
Thru Bottom // Double Thru Mid // Spear Top



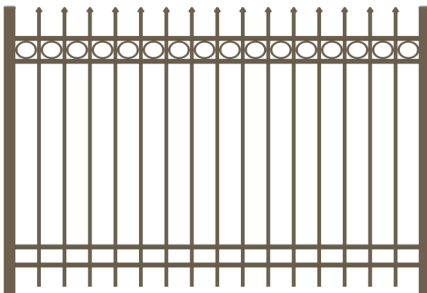
Heights Available: 67"-72" *Pool Code Minimum Height: 68"

211114 (Res.) // 411114 (Com.)
Thru Bottom // Double Thru Mid // Quad Top




Heights Available: 67"-72" *Pool Code Minimum Height: 68"

211151 (Res.) // 411151 (Com.)
Thru Bottom // Ring Top Mid // Spear Top




Heights Available: 67"-72" *Pool Code Minimum Height: 68"

211154 (Res.) // 411154 (Com.)
Thru Bottom // Ring Top Mid // Quad Top



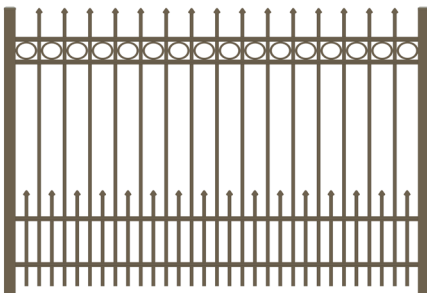
Heights Available: 67"-72" *Pool Code Minimum Height: 68"

211211 (Res.) // 411211 (Com.)
Thru Bottom // Short Picket // Spear Top




Heights Available: 36"-72" *Pool Code Minimum Height: 76"

211251 (Res.) // 411251 (Com.)
Thru Bottom // Short Picket // Ring & Spear Top




Heights Available: 36"-72" *Pool Code Minimum Height: 76"

211414 (Res.) // 411414 (Com.)
Thru Bottom // Short Picket // Quad Top



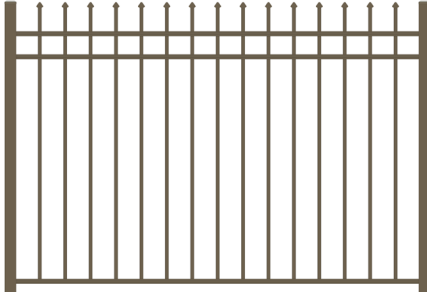
Heights Available: 36"-72" *Pool Code Minimum Height: 76"

211454 (Res.) // 411454 (Com.)
Thru Bottom // Short Picket // Ring & Quad Top




Heights Available: 36"-72" *Pool Code Minimum Height: 76"

212011 (Res.) // 412011 (Com.)
Flush Bottom // Thru Mid // Spear Top




Heights Available: 36"-66" *Pool Code Minimum Height: 59"

211014 (Res.) // 411014 (Com.)
Flush Bottom // Thru Mid // Quad Top




Heights Available: 36"-66" *Pool Code Minimum Height: 59"

212051 (Res.) // 412051 (Com.)
Flush Bottom // Ring Top Mid // Spear Top




Heights Available: 36"-66" *Pool Code Minimum Height: 59"

212054 (Res.) // 412054 (Com.)
Flush Bottom // Ring Top Mid // Quad Top




Heights Available: 36"-66" *Pool Code Minimum Height: 59"

212111 (Res.) // 412111 (Com.)
Flush Bottom // Double Thru Mid // Spear Top




Heights Available: 66"-72" *Pool Code Minimum Height: 64"

212114 (Res.) // 412114 (Com.)
Flush Bottom // Double Thru Mid // Quad Top




Heights Available: 66"-72" *Pool Code Minimum Height: 64"

212151 (Res.) // 412151 (Com.)
Flush Bottom // Ring Top Mid // Spear Top




Heights Available: 66"-72" *Pool Code Minimum Height: 64"

212154 (Res.) // 412154 (Com.)
Flush Bottom // Ring Top Mid // Quad Top




Heights Available: 66"-72" *Pool Code Minimum Height: 64"

212211 (Res.) // 412211 (Com.)
Flush Bottom // Short Picket // Spear Top




Heights Available: 36"-72" *Pool Code Minimum Height: 76"

212251 (Res.) // 412251 (Com.)
Flush Bottom // Short Picket // Ring & Spear Top




Heights Available: 36"-72" *Pool Code Minimum Height: 76"

212414 (Res.) // 412414 (Com.)
Flush Bottom // Short Picket // Quad Top




Heights Available: 36"-72" *Pool Code Minimum Height: 76"

212454 (Res.) // 412454 (Com.)
Flush Bottom // Short Picket // Ring & Quad Top



Heights Available: 36"-72" *Pool Code Minimum Height: 76"



b



ALTERNATING FLUSH TOP

220000 & 420000 Series

Make a Unique Statement

The alternating flush top series has a distinctive look that will make your property stand out in the best way possible. Use the many options available in this series to custom build a one-of-a-kind fence that suits your style.

Top Rail



Alternating
Flush Top

Mid Rail Options



Alternating
Spear Thru



Alternating
Flush Thru



Alternating
Quad Thru



No Bottom
Mid Rail



Thru Bottom
Mid Rail



Short Picket
Flush Top

Bottom Rail Options



Thru Bottom



Flush Bottom

See page 18-19 for available color options.

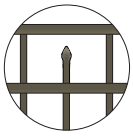
Pictured to the left:

a. 221022 in Gloss Black

b. 221022 in Gloss Black

c. 221042 in Gloss Black






ALTERNATING FLUSH TOP

220000 // 420000 SERIES

Available Series Styles:

221022 (Res.) // **421022** (Com.)


Thru Bottom // Alternating Spear Top



Heights Available: 36"-66" *Pool Code Minimum Height: 52"

221032 (Res.) // **421032** (Com.)


Thru Bottom // Alternating Flush Top



Heights Available: 36"-66" *Pool Code Minimum Height: 52"

221042 (Res.) // **421042** (Com.)


Thru Bottom // Alternating Quad Top



Heights Available: 36"-66" *Pool Code Minimum Height: 52"

221122 (Res.) // **421122** (Com.)


Double Thru Bottom // Alternating Spear Top



Heights Available: 67"-72" *Pool Code Minimum Height: 57"

221132 (Res.) // **421132** (Com.)


Double Thru Bottom // Alternating Flush Top



Heights Available: 67"-72" *Pool Code Minimum Height: 57"

221142 (Res.) // **421142** (Com.)


Double Thru Bottom // Alternating Quad Top



Heights Available: 67"-72" *Pool Code Minimum Height: 57"

221322 (Res.) // **421322** (Com.)


Thru Bottom // Short Picket // Alternating Spear Top



Heights Available: 36"-72" *Pool Code Minimum Height: 65"

221332 (Res.) // **421332** (Com.)


Thru Bottom // Short Picket // Alternating Flush Top



Heights Available: 36"-72" *Pool Code Minimum Height: 65"

221342 (Res.) // **421342** (Com.)


Thru Bottom // Short Picket // Quad Top



Heights Available: 36"-72" *Pool Code Minimum Height: 65"

222022 (Res.) // **422022** (Com.)


Flush Bottom // Alternating Spear Top



Heights Available: 36"-66" *Pool Code Minimum Height: 48"

222032 (Res.) // **422032** (Com.)


Flush Bottom // Alternating Flush Top



Heights Available: 36"-66" *Pool Code Minimum Height: 48"

222042 (Res.) // **422042** (Com.)


Flush Bottom // Alternating Quad Top



Heights Available: 36"-66" *Pool Code Minimum Height: 48"

222122 (Res.) // **422122** (Com.)


Double Flush Bottom // Alternating Spear Top



Heights Available: 67"-72" *Pool Code Minimum Height: 53"

222132 (Res.) // **422132** (Com.)

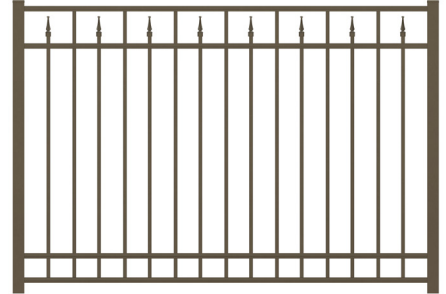
Double Flush Bottom // Alternating Flush Top



Heights Available: 67"-72" *Pool Code Minimum Height: 53"

222142 (Res.) // **422142** (Com.)


Double Flush Bottom // Alternating Quad Top



Heights Available: 67"-72" *Pool Code Minimum Height: 53"

222322 (Res.) // **422322** (Com.)


Flush Bottom // Short Picket // Alternating Spear Top



Heights Available: 36"-72" *Pool Code Minimum Height: 65"

222332 (Res.) // **422332** (Com.)


Flush Bottom // Short Picket // Alternating Flush Top




Heights Available: 36"-72" *Pool Code Minimum Height: 65"

222342 (Res.) // **422342** (Com.)

Flush Bottom // Short Picket // Alternating Quad Top




Heights Available: 36"-72" *Pool Code Minimum Height: 65"



222042 in Gloss Black

*Always check your local building requirements before purchasing or installing a pool fence.





a

FLUSH TOP

230000 & 430000 Series

Clean and Elegant

This polished option is the perfect combination of clean design and modern utility. The pickets may end at the top rail, but that is where the customization begins. Build a fence that's truly your own.

Top Rail



Flush Top

Mid Rail Options



Thru Top
Mid Rail



Ring Top
Mid Rail



No Bottom
Mid Rail



Thru Bottom
Mid Rail



Short Picket
Flush Top

Bottom Rail Options



Thru Bottom



Flush Bottom



c

See page 18-19 for available color options.

Pictured to the left:
 a. 231013 in Gloss Bronze
 b. 431013 in Gloss Black
 c. 431013 in Textured White




FLUSH TOP

230000 // 430000 SERIES


Available Series Styles:

231013 (Res.) // **431013** (Com.)
Thru Bottom // Flush Top




Heights Available: 36"-66" *Pool Code Minimum Height: 57"

231053 (Res.) // **431053** (Com.)
Thru Bottom // Ring Flush Top




Heights Available: 36"-66" *Pool Code Minimum Height: 57"

231113 (Res.) // **431113** (Com.)
Double Thru Bottom // Flush Top




Heights Available: 67"-72" *Pool Code Minimum Height: 62"

231153 (Res.) // **431153** (Com.)
Double Thru Bottom // Ring Flush Top




Heights Available: 67"-72" *Pool Code Minimum Height: 62"

231313 (Res.) // **431313** (Com.)
Thru Bottom // Short Picket // Flush Top



Heights Available: 36"-72" *Pool Code Minimum Height: 70"

231353 (Res.) // **431353** (Com.)
Thru Bottom // Short Picket // Ring Flush Top




Heights Available: 36"-72" *Pool Code Minimum Height: 70"

*Always check your local building requirements before purchasing or installing a pool fence.




232013 (Res.) // 432013 (Com.)
Flush Bottom // Flush Top



Heights Available: 36"-66" *Pool Code Minimum Height: 53"

232053 (Res.) // 432053 (Com.)
Flush Bottom // Ring Flush Top




Heights Available: 36"-66" *Pool Code Minimum Height: 53"

232113 (Res.) // 432113 (Com.)
Double Flush Bottom // Flush Top




Heights Available: 67"-72" *Pool Code Minimum Height: 58"

232153 (Res.) // 432153 (Com.)
Double Flush Bottom // Ring Flush Top




Heights Available: 67"-72" *Pool Code Minimum Height: 58"

232313 (Res.) // 432313 (Com.)
Flush Bottom // Short Picket // Flush Top



Heights Available: 36"-72" *Pool Code Minimum Height: 70"

232353 (Res.) // 432353 (Com.)
Flush Bottom // Short Picket // Ring Flush Top



Heights Available: 36"-72" *Pool Code Minimum Height: 70"

*Always check your local building requirements before purchasing or installing a pool fence.



GLOSS BLACK - 01
(Standard)

GLOSS WHITE - 02
(Standard)

GLOSS BRONZE - 03
(Standard)

GLOSS BEIGE - 09
(Special Order)

Show Your True
COLORS

TEXTURED BLACK - 11
(Special Order)

TEXTURED BRONZE - 13
(Special Order)

TEXTURED WHITE - 12
(Special Order)

SPECKLED WALNUT - 69
(Special Order)

SILVER - 67
(Special Order)

BROWNSTONE - 05
(Special Order)

KONA - 04
(Special Order)

REDWOOD - 55
(Special Order)

HUNTER GREEN - 44
(Special Order)

THE POWER OF COLOR

13 on-trend
durable
powder coated
COLORS


TODAY'S INTELLIGENT HOMEOWNERS

- Understand that colors must work with neighborhood style and architectural style of the home.
- Want small “pops” of color to lend personality and exhibit their style.
- Want color coordination with hardscapes and landscapes.
- Want to “stand out” tastefully.
- Seek a cohesive character for their home.

POWDER COATED FOR DURABILITY

Each piece of our aluminum fencing is expertly coated with AAMA 2604 standard powder coating for resistance to sun, heat, and humidity. This powder coating is one of the most economical, longest-lasting, and color-durable finishes on the market today.


AAMA 2605 standard coating is available for architectural projects or high exposure environments that require additional protection.



*Printed representations may vary from actual product color.
Product colors may vary from select manufacturer's product colors.*

Custom Gates

Key-Link provides gates to coordinate beautifully with all of our fences. Each of our gates is custom-built to your size specifications for a perfect fit every time.



Gate Hardware

 <p>Heavy Duty S.S. Self-Closing Gate Hinges approx. 3¾" high (Ideal Hinge Gap = ¾")</p>	 <p>Lockable Gate Latch Deluxe approx. 6¾" high</p>	 <p>LokkLatch External Access Kit <i>Operates latch from outside the fence</i></p>	 <p>Magna Latch Alert Child Safety Latch Vertical or TOP Pull</p>	 <p>Magna Latch (Non-Alert) Child Safety Latch Vertical or TOP Pull</p>	 <p>LokkBolt Lockable Security Drop Bolt (Available in 18" or 24")</p>  <p>Heavy Duty Drop Pin Plate approx. 4¾" dia.</p>	
 <p>Regular Multi-Adjust Hinge approx. 3¾" high (Ideal Hinge Gap = 1")</p>	 <p>Heavy Duty Multi-Adjust Hinge approx. 3¾" high (Ideal Hinge Gap = 1")</p>	 <p>Regular Multi-Adjust Round Post Hinge (Ideal Hinge Gap = 1")</p>	 <p>Heavy Duty Round Post Hinge (Ideal Hinge Gap = 1")</p>	 <p>Self-Closing Gate Hinges approx. 3¾" high (Ideal Hinge Gap = ¾")</p>	 <p>Lockable Gate Latch approx. 6" high (Ideal Latch Gap = ¾")</p>	 <p>Optional Gate Handle approx. 5" high</p>

Gate Operators by:


 <p>SWING GATE OPERATOR Eagle-100 Gate Capacity 18' & 600lbs</p>	 <p>SLIDE GATE OPERATOR Eagle-1000-FR Gate Capacity 27' & 600lbs</p>	 <p>SWING GATE OPERATOR Eagle-200 Gate Capacity 24' & 1000lbs</p>	 <p>SLIDE GATE OPERATOR Eagle-2000-FR Gate Capacity 45' & 1000lbs</p>	 <p>SLIDE GATE OPERATOR Eagle-2000-APT Gate Capacity 50' & 3500lbs</p>
---	---	--	---	---

Post Caps and Accessories


Key-Link's color-matched accessories give you the perfect perimeter no matter how simple or complex your installation may be.



Ball Cap
Available in
2" and 2 1/2"




Flat Cap
Available in
2" and 2 1/2"



Concrete
Bracket Trim
2" and 2 1/2"



Wall
Mount



Swivel
Mount



Touch-Up
Paint



Post
Stiffener



Concrete
Bracket

Pool Code Requirements

Set your mind at ease with any of our fences that meet pool code requirements. You can relax knowing that your pool is safely enclosed, all while you enjoy the beauty and durability of a Key-Link fence. Look for minimum pool code required height specifications listed under each fence style.

Don't forget: always check your municipality's code before purchasing or installing a fence. And remember to supervise your children and pets!





SEE YOUR BACKYARD IN A **NEW LIGHT**

Create stunning focal points while adding atmosphere to your backyard or deck area. Placid Point Lighting allows you to transform and creatively illuminate all types of outdoor spaces and improve your outdoor enjoyment.

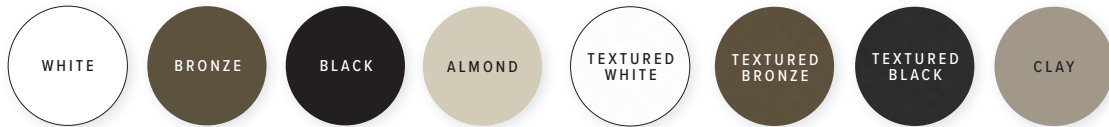
Placid Point's LED's emit a warm white light providing just the right ambiance while adding safety and security to any outdoor area. Our energy efficient circuit boards are seal coated to maximize longevity and provide superior protection against the elements.

We also offer post caps with no lights to complement the product line and create an economical price point for lighting projects.



COLOR OPTIONS*

Powder-coated die-cast aluminum



SPECIAL ORDER COLOR OPTIONS*



POST & ACCENT LIGHTS


Sizes available for 2½", 3¼" and 4" Posts

POST CAP LIGHTS

3000k LED



PYRAMID



DECORATIVE

POST CAP DOWNLIGHTS

3000k LED



PYRAMID



DECORATIVE

POST & STAIR ACCENT LIGHT

3000k LED



POST CAPS (NO LIGHTS)



PYRAMID



DECORATIVE

LIGHTING ACCESSORIES

LIGHTING CONTROL HUB & POWER SUPPLY



- Timer lets you choose 1-9 hours of light, or dusk-to-dawn
- Dimmer mode with 9 brightness levels
- Adjustable photocell sensor to control for ambient light
- **Walk Away** feature for safe exiting before lights go out
- Aluminum housing in 15 color options
- Power Supply available in 12w or 60w
- the 12-watt Power Supply can supply up to 12 lights
- the 60-watt Power Supply can supply up to 60 lights

POST LIGHT WIRE KIT

KIT INCLUDES:

- Staples
- 2-way splitter
- 5' and 9' wire extensions

WIRE EXTENSIONS, WIRE SPLITTERS

WIRE EXTENSIONS:

- 2', 5', 9' Lengths Available

WIRE SPLITTER KITS:

- 2-Way Kit: Includes (1) 8" input cable to (2) 8" output cables
- 3-Way Kit: Includes (1) 8" input cable to (3) 10" output cables

2" POST ADAPTER

- Made to fit fence posts
- Fits 2" Posts
- Uses 2½" Cap for 2" Post



Product representations may vary from actual product

*Printed representations may vary from actual product color. Product colors may vary from select manufacturer's product colors.



KEY-LINK™
FENCING & RAILING



keylinkonline.com

260 Jalyn Drive, New Holland, PA 17557

717-355-7130 // Toll Free: 888-704-7130

Fax: 717-355-7139